

Wing Tips

July 2014

The Newsletter of the Mid-Hudson Modelmasters

Editor: Domenick Fusca, PO Box 266, Pleasant Valley, NY 12569-0266

Email: wingtips@modelmasters.us

Website: <http://www.Modelmasters.us>

2014 Club Officers

President: Bob Santoro

Secretary: John Knight

Sgt. at Arms: Flavio Ambrosini

Vice President: Ron Irvin

Treasurer: Tom Eng

Junior VP: Tyler Irvin

Club Calendar

Coming Up:


- **Friday, July 11: – MONTHLY MEETING,** West Road (Redl) field, meeting begins 7:00pm, flying before and after the meeting. Rain Date: Friday, July 18 at 7pm Redl Field. (We would normally meet on July 12, but that is when the build project is taking place)
- **Friday, July 12: – Club Workshop,** Under direction of Scott Fellin a combat wing will be built. Exact location to be determined. Those who had previously signed up will be notified of the location and time.
- **Thursday, July 31: - August Wing Tips Article submissions due,** Send your submissions to wingtips@modelmasters.us
- **Saturday, August 9: - CLUB PICNIC,** West Road Field. Set up will begin at 8:00AM. The fun fly will begin at 10:00 AM.

Regular Events:

- **OUTDOOR FLYING SESSIONS AT WEST ROAD FIELD** - Every Saturday Morning, weather permitting. Charge your batteries and let's fly!

From the President's Cockpit

June was an active month for our club both on and off the flying field. Several days were devoted to field maintenance at which time rocks were removed from the areas that are mowed and the parking area was expanded and seeded. There also was an application of weed killer to the runway. We continue to look for solutions to deal with the mowing as we are now totally dependent upon Lloyd and need help. Lloyd has offered to donate a garden tractor to



the club but we are in need of someone with a trailer that can take the tractor to the field at which time members can help with the mowing.

Cameron Masker is completing requirements to become an eagle scout. In partial fulfillment for the requirement Cameron has submitted a proposal to do a number of projects at our field. These will include the extension of the ramp from the stairs to the pads closest to the wind sock, building additional pads, redoing the entrance to the field and refinishing the two picnic tables.

On June 25th Lloyd and I went to the Highland Middle School to assist Mike Watts, the aviation club advisor in completing an E-Starter plane that our club had donated along with all the electronic components. One of Mike's student's had done an excellent job of assembling the plane and needed assistance in installing the electronics. Upon comple-

tion of the plane Lloyd had a successful maiden flight at the school athletic field. We look forward to working with Mike in his effort to interest and get students involved with our hobby.

On July 12th nine members will be participating in a workshop under the direction of Scott Fellin in building a combat wing that will be in competition at our annual picnic/funfly. The workshop will be held either at Brad Quick's home or new acquired manufacturing facility.

We have begun planning for our picnic/fun-fly on August 9th. Tom will be the chief cook so you know the food will be great. Brad will be running the fun-fly events so you know you will be challenged and in for some surprises. In conjunction with AMA we will be celebrating National Model Aviation Day and will be soliciting donations to support the Wounded Warrior Project to help our wounded veterans. I hope many of you will attend the event as it promises to be a lot of fun and the money raised will go to a good cause.

Fly safely and have fun and remember our hobby is as much about the people we meet as the planes we fly. Bob

MEETING MINUTES – June 14, 2014

1. Meeting was called to order by President, Bob Santoro at 10:00 AM..
2. A motion was made to accept the minutes of the May 9, 2014 meeting. Motion was carried.
3. Treasurer Tom was not in attendance. Bob reported that there is \$1836.15 in the account.
 - a. Expenses included: Mowing- \$40.00, Grass Seed, Fertilizer, Coffee, Donuts- \$106.75
 - b. Receipts Included: Sawyer Club for UCCC Dues \$30.00
4. A motion was made to accept the treasurer's report. Motion Carried
5. Mowing Concerns:
 - a. Lloyd is the only one who is mowing the large field. This does not appear to be a viable option for the long term.
 - b. The idea of having people use push mowers to maintain the areas that are not accessible to Lloyds tractor, has not yielded the expected results.
 - c. It is a small group of members who use the field on a regular basis.
 - d. Bob is looking for solutions to maintain the field, and not be a strain on any individual member(s).
 - e. We operated for many years without mowing.
 - f. The field should be mowed for Pleasant Valley Day, since people will be directed to the site if they express an interest in seeing some flying.
 - g. Jim E. is considering buying a trailer, borrowing a riding mower from Lloyd and storing them at his house. Since Jim lives close to the field, he will be able to mow on a regular basis. This is a plan that still needs additional details to fall into place before it becomes reality, if ever.

6. There is no word from the Governor's office about the National Model Aviation Day Proclamation.
7. July 12 will be a workshop for the flying wing. Conducted by Scott, hosted by Brad.
8. Club Picnic will be held on Saturday, August 9 (rain date August 10). The cost will be \$5.00 per person. Set up will begin at 8:00AM. The fun fly will begin at 10:00 AM. Work responsibilities include:
 - a. Brad-Grill and fun fly. b. Lloyd and (Bob A. ?)-Tables and Chairs. c. Tom, Dom, and John-Cooking.
 - b. D J = Waste Management?
9. A motion was made to allocate up to \$400.00 for picnic related expenses. Motion carried.
10. A motion was made to set price of the club picnic at \$5.00/person. Motion carried.
11. Pleasant Valley Day is September 12 – 14. [Note the NEAT fair is Sept 11 – 14]
12. SHOW AND TELL- Dillon presented his 450 helicopter with a flybarless head.
13. Please note that the time of our outdoor meetings will be at 7:00 PM if the meeting is held on a Friday. The Saturday rain date meeting (if necessary) will be at 11:00 AM.
14. NEXT MEETING: Friday, July 11 at 7:00 PM at Redl Field. Rain Date: Friday, July 18 at 7pm Redl Field. [We would normally meet on July 12, but that is when the build project is taking place.

Meeting was adjourned at 11:15 (approx.)

Respectfully submitted, Secretary J. Knight

INTERESTING STUFF

Dillon Losee – Remember This? Model Masters, Mass combat launch (2012) --

https://www.youtube.com/watch?v=YsVWIdK0sHM&feature=youtube_gdata_player

Dillon Losee – You tube playlist (80 videos) -- http://www.youtube.com/watch?v=NuXrDIRyDkg&feature=em-share_video_in_list_user&list=UUzNRfdviUJilxwQTVnC2WoQ

Dillon Losee – Results of last month's video voting. Results based on only one voter so not worth continuing this contest. The winners are: Take off 8 visionair, -single trick 4 737 loop, -landing 9 thunderbolt, -crash 3 as3 extra


MEET YOUR FELLOW MODELMASTER MEMBER – Bill Bolitho

1. How did you get into the hobby/sport?

I was building “skyscrapers” in Mrs. Finkledays’ kindergarten class at the Methodist church – I always liked to build things. A lifelong obsession to know how everything goes together, whether it’s the latest nano tech device (I think it’s at Pennsylvania State University – there’re building an RPV, by the atomic nanofabrication process, that will be half the size of a human blood cell when it launches in about 3 years) or the knapping of quartz to create a Clovis spear point.

2. How long have you been in the hobby/sport?

About 60 years, I can remember when Stewart Airport was Stewart TAF Base and flew nape of the earth missions up and down the Hudson shore line. As for type of models built, I’ve gone through several phases - plastic models of all sorts, wooden ships, cars, planes (solids - <http://smm.solidmodelmemories.net/Gallery/index.php>), model railroads, the Strombecker Design-A-Plane series, the Lindberg Profile Rubber Planes come to mind. Also oragmic paper solids, Paper models, plastic card modelling, vacuum formed models (through which I engaged in sculpture, fine art work, casting, ceram-



ics, and painting. As a low graded manic/depressive for most of my life, I've found reinventing my hobbies and crafts about every six months to be excellent therapy. To date, I never build anything that I either cannot afford or have room for (although a private fantasy was to build 1/12 scale model of the USS Macon - at 65' long x 12' wide , it's probably logistically impossible).

3. What aspect of the hobby/sport are you most interested?

Almost everything – recently I was on a German website where a modeler is vacuum molding depron and using a hot wire cutter to create 1 mm wing skins from 3 mm depron by creating a jig to slice down the middle of a sheet (judging by the accompanying pictures, he was making sheets roughly 8" by 30"). He also showed a lost foam method of making formers by laminating carbon fiber sheets to depron foam (with carbon rod stand-offs). His videos for this can be found at <http://www.rcmovie.de/> .

4. What was your 1st plane?

Yes, we had gone to the jersey shore and were at the Two Guys department store – my older cousins were getting a plastic airplane and I wanted one too. I don't remember the type but I do remember holding it together with mucilage and rubber bands. I was about 5 then and was about 7 when I started using model cement.

5. Do you have a favorite Plane? If so which one and why?

My most favorite plane is the one I'm currently flying. Curiously, I generally have only one or two models completed before one or both is incapacitated.

6. What is the most challenging part of the hobby/sport for you?

Like everybody else - getting other things done, with some time left to build, fly, and not alienating the people around you while doing everything else.

7. Do you have goals regarding what you want to accomplish in the hobby/sport?

Crashing less, building and flying more.

8. Do you have other hobbies or areas of interest and if so what are they?

Currently, I'm involved with amateur astronomy, geology, cooking, woodworking, the use of the computer in AutoCAD, Illustration, Animation, video production, and surfing the internet globally for information. In general everything interests me, so I'm easily distracted by stories in geology, archaeology, or any other tech. I'm something of a jack-of-all-trades given the tools, the time, and materials – I can build you anything. Currently for work I'm involved in creating a Map of Daly Field (from aerial photos) for use by our FOPS crew in laying out our field work – would be nice to actually get paid to do this. Considering, I 'm doing this essential work on my own time.

9. Do you have any advise for new people getting into the hobby/sport?

Complicated question. In attracting new members – a personal invitation or an ad flyer usually works best. If the intent was to provide a community service or an educational opportunity – In the first case we would have to develop a generic program for a "Flying Circus of Aeromodelling" that would be available to any community organization that might want us to perform (county wide) and in the latter case John Knight is better qualified to render an opinion on aeromodelling in education.

I've noted that in the "Young Pioneers program" in Russia. Student pilots were taught science, technology, engineering, and mathematics – Now called STEM projects – from the 1950's to 8 thru 16 year olds as an extra to their school work (I came across a book published about 1955 which included the algebraic equivalents for most common aviation engineering problems and was written for young aviators in what we would call the fifth grade). We could do the same in exchange for certain "privileges" or assistance at those schools. We are the practical example in STEM. What's fascinating about those old Russian books is that these people built everything from scratch (literally no reliance on store bought finished materials).

Club History by Michael Vair

I received the following from Michael Vair, a past member of our club. Thank You Michael for sharing the interesting start of the Model Masters Club.

To Dillon and to all the members of the Mid Hudson Model masters. It is great to see that the Model Masters model airplane club is still together after all these years. First let me introduce myself to all of you my name is Mike Vair Since leaving the club many years ago, I was known as Mike Davis when I was a member, since then I have had my last name changed. With that out of the way, we now go back in time 40 years ago. The mid Hudson model masters started at the end of the summer of 1974, in a small building that was a hobby shop across from the entrance of central Hudson's academy street exit. Later our main meeting place was OH Booth hose fire department on main street in Poughkeepsie.

The club name came about by members putting names into the hat and we took parts of names submitted and the right words fell into place and put to a vote by the members and the Mid Hudson Model Masters was then the official club name since we wanted to incorporate the name of the region in it. We at that time were a control line club our flying site and all members had to join the AMA and had to show proof of coverage each year to be able to fly. We had beginners , novice , stunt , combat and a few loonies in the mix of flying categories . We were family oriented meaning kids and beginners always came first when we flew , and with help in any way they needed at the field or at meetings with tips and advice on how to build etc.


Each year the club would have several events on a weekend at a school or the county airport for the public to come and watch. And when they watch five men in the same circle flying combat and not loose one plane in the end it was quite an experience for them to see.

We were a club about having fun good sportsmanship and always ready willing and able to help our fellow members. I have many control line and r/c kits that I need to build so I can get back into the circle again. I loved the video of the r/c combat that is on youtube. My e mail address is... turbofan380@hotmail.com feel free to contact me at any time with questions or just to talk. Love to hear from you.... Mike

Club Swap, Sell or Freebie

I want to move to another plane so I stripped my e-flight ultimate and plan to get something quicker (photo below). FREE, contact Dillon Losee.





Domenick Fusca

PO Box 266

Pleasant Valley, NY 12569-0266

Wing Tips

«First_Name» «Last_Name»
«Street»
«Town», «State» «Zip»